



Your New Waterfall

OWNER'S MANUAL

WELCOME



Welcome to the Aquascape Lifestyle!

Congratulations on your new purchase and welcome to the Aquascape Lifestyle! This owner's manual provides information and resources to help you successfully maintain your new artificial life-positive water feature (developed by the company, and designed for your convenience) that water features provide. Today more than ever, people realize that water can escape the stress of the day to unwind. Your new artificial life-positive water feature is the perfect place to relax, read, and enjoy the nature in your own backyard. Our helpful manual provides information to ensure your understanding of your new artificial, water-positive water resources.

Enjoy your new water!

*Buy Water
Like You Buy*

Greg Whitlock,
The Pond Guy



☎ 1-800-877-8837 | ☎ CAN 888-955-3425

**EDUCATIONAL
RESOURCES** 8

**HOW IT
WORKS** 8

**WATER
TREATMENTS** 10

**KEEP IT CLEAN
BEAUTIFUL** 14

ENHANCE 18

**SEE US AT TRADE
SHOWS** 20



How Smart Is Your Waterfall?

Control, schedule, and monitor your pond, waterfall, or fountain with Aquascape smart control products.

It's Easy As 1-2-3

1. **Download** the Aquascape Smart Control App to your smartphone or tablet
2. **Control** and schedule lights, pumps, fountains, and more
3. **Monitor** your water temperature, power consumption, and devices, in real-time from anywhere in the world



AQUASCAPEINC.COM/SMART-CONTROL-APP



As you begin this journey with your new waterfall, we would like to be there for you every step of the way, providing assistance whenever necessary. Our educational resources are here to support you and guide you through the process.



Find Us on Facebook

[facebook.com/aquascapeinc](https://www.facebook.com/aquascapeinc)



Visit Us on Our Website

[aquascapeinc.com](https://www.aquascapeinc.com)



Be Inspired on Pinterest

[pinterest.com/aquascapeinc](https://www.pinterest.com/aquascapeinc)



Pondside Monthly E-Newsletter

[aquascapeinc.com/pondside-monthly-e-newsletter](https://www.aquascapeinc.com/pondside-monthly-e-newsletter)



Follow Us on YouTube

[youtube.com/Aquascape1](https://www.youtube.com/Aquascape1)



Aquascape Lifestyles E-Magazine

[aquascapeinc.com/aquascape-lifestyles-magazine](https://www.aquascapeinc.com/aquascape-lifestyles-magazine)



Greg Wittstock, The Pond Guy Vlog

[youtube.com/gregwittstockthepondguy](https://www.youtube.com/gregwittstockthepondguy)



TEAM Aquascape Vlog

[youtube.com/TEAMaquascape](https://www.youtube.com/TEAMaquascape)



Ed The Pond Professor Vlog

[youtube.com/edthepondprofessor](https://www.youtube.com/edthepondprofessor)

The Pondless® Waterfall

As the new owner of a beautiful waterfall, it's beneficial to understand exactly how the components of your water feature work together. The following section explores each aspect of your waterfall, explaining the process and benefits associated with your system.

HOW IT WORKS

- 1 WATERFALL SPILLWAY
- 2 PONDLESS® WATERFALL VAULT
- 3 PUMP
- 4 AQUARLOX®
WATER STORAGE MODULES
- 5 PLUMBING
- 6 LINER AND UNDERLAYMENT



1 Waterfall Spillway

The Waterfall Spillway allows you to create the starting point of your waterfall or stream, providing leak-free and smooth water flow. Incoming water is diffused, creating a consistent stream of water.



2 Pondless® Waterfall Vault

The Pondless Waterfall Vault protects your pump while allowing easy access to check the water level in your system. Check the built-in inspection port to confirm that you have enough water in your system at all times.



See instructions for a full list of products included with your kit

☎ US (866) 877-6637 | ☎ CAN (866) 766-3426

3 Pump

Your recirculating pump, located inside the Pondless Waterfall Vault, provides energy-efficient water circulation for your waterfall. Keeping your pump running constantly maximizes oxygen levels, keeps your waterfall clean, and supports aerobic bacteria.



4 AquaBlox®

Water Storage Modules

AquaBlox are used as an efficient way to maximize your water storage capacity, providing the ability to hold more water with a smaller reservoir footprint.



See instructions for a full list of products included with your kit

5


Plumbing

The pipe included in your kit allows you to recirculate the water in your feature, taking the water from the Pondless Waterfall Vault to the Waterfall Spillway.

**6**

Liner and Underlayment

45 mil fish-safe EPDM pond liner retains the water in your new feature and is backed by a 20-year guarantee, while the Non-Woven Geotextile Underlayment is used to protect the liner from rocks, roots, and other sharp objects that may damage the liner.



See instructions for a full list of products included with your kit.

☎ US (800) 877-6637 | ☎ CAN (800) 706-3426

WATER TREATMENTS

- WHY WATER TREATMENTS
- AUTOMATIC DOSING SYSTEM
 - PREVENT
 - CLEAN
- FOUNTAIN MAINTENANCE
- SAB STREAM & POND CLEANER
- IONGEN™ SYSTEM 02

Why Water Treatments?

Adding water treatments on a regular basis keeps your water feature clean and healthy, and the Aquascape line of products makes the task easy and manageable. While many water treatments are only used as needed, we recommend a few products that should be used regularly throughout the season.

The Automatic Dosing System

The Aquascape Automatic Dosing System for Fountains automatically adds water treatments to your waterfall, eliminating the guesswork and routine of adding them manually. In order to maintain optimum water quality, water treatments should be added consistently on a regular basis. The Automatic Dosing System accurately and consistently applies your choice of specially-formulated Aquascape water treatments, providing ideal water conditions. A choice of two treatments provides waterfall owners with options for a variety of situations. The fully programmable control panel is easy to use and allows the system to be adjusted to suit your waterfall, automatically adding the correct amount of treatment.



Prevent

The Prevent treatment helps prevent stains, scale, and unsightly water conditions in your waterfall. This treatment option keeps your new waterfall looking as beautiful as the day it was installed.

Not safe for fish and plants.



Clean

The Clean treatment removes existing surface debris from your water feature. This treatment option makes cleaning your waterfall quick and easy, allowing you to spend more time enjoying your stunning water feature.

Safe for fish and plants.



Fountain Maintenance

Aquascape Fountain Maintenance safely eliminates scale and debris that may build up in your water feature, helping to maintain the beauty of your waterfall or fountain and establish ideal water quality. Aquascape Fountain Maintenance also prevents white scale build-up without damaging the feature, keeping your waterfall or fountain fresh and clean.

SAB™ Stream & Pond Cleaner

Aquascape SAB Stream & Pond Cleaner provides clean and clear water conditions with a combination of concentrated beneficial bacteria and enzymes. The powerful combination of strong natural cleaners breaks down organic debris and maintains a biological balance in your feature while the phosphate binder prevents water quality issues. SAB also helps reduce ammonia and nitrite in the feature.



IonGen™ System G2

Help control unsightly water conditions without the use of liquid water treatments by using the IonGen System G2. The system is easy to install and designed with a microprocessor that sends a signal to the probe, helping you to reduce water feature maintenance. Using such a system helps decrease time spent maintaining the waterfall.



KEEP IT LOOKING
BEAUTIFUL

- SEASONAL TIPS
- SPRING
- SUMMER
- FALL
- WINTER

Seasonal Tips

Even though your waterfall is extremely low maintenance, you can take certain steps throughout the year that ensure a healthy water feature. With each season come environmental changes including debris load, temperature, and precipitation. With these steps, you can optimize your waterfall for each season and provide ideal water conditions in the spring, summer, fall, and winter.

Spring

Spring is an important time to get your water feature ready for the entire year. If the feature was not shut down for the winter, we recommend cleaning the waterfall and removing any debris from the previous year. If the waterfall was shut down for the winter season, the pump needs to be re-installed and the basin re-filled. Prior to re-filling the basin, remove any accessible debris from the surface of the feature.



Summer

Summer is most likely the season when you will spend the majority of time with your waterfall, fortunately, summer maintenance is minimal. We recommend pulling excess debris from the waterfall to help keep it cleaner throughout the summer. Depending on your location, hot summer days can increase the rate of evaporation. Eventually, you may need to top-off the waterfall basin with fresh water. Taking these steps helps to provide you with the best waterfall experience.



Fall

Fall brings the changing of leaves, and eventually, the falling of leaves. Excess debris like fallen leaves and sticks can lead to issues with water clarity and quality. Using your hands or a small net, remove any accessible debris throughout the season. In areas where high levels of debris are common, we recommend temporarily covering the surface of your waterfall with Aquascape Protective Pond Netting. This prevents large amounts of debris from ever reaching the feature. Completing these maintenance steps keeps your waterfall looking beautiful as you approach winter.



Winter

Believe it or not, your water feature can be extremely beautiful throughout the winter season! Fortunately, winter maintenance is extremely minimal. If you intend to run your waterfall through the winter, you need to keep your pump running. The strong current prevents freezing from occurring. If your waterfall contains a shallow area or stream, we recommend checking throughout the season to eliminate ice damming if necessary. If you decide against running the pump through the winter, we recommend pulling the pump and storing it in a frost-free location. These simple steps make your winter with your waterfall as enjoyable as possible.



ENHANCE

- ENHANCEMENTS
- LIGHTING OPTIONS
- DECORATIVE ADD-ONS

Enhancements

Many waterfall owners continue to make improvements to their water feature as it matures, enhancing it in countless ways. This allows for an incredible outlet of creativity, as you are able to express yourself through the natural beauty of your waterfall. Both aesthetic and functional additions further transform your outdoor space into a true aquatic paradise.




Lighting Options

Add new or additional lighting to your water feature to bring it to life at night. Aquascape LED Garden and Pond Lighting is extremely energy efficient and allows you to enjoy your water feature at any time, day or night. In addition, Aquascape offers beautiful LED color-changing light options that can be controlled from your smartphone or tablet, if desired. Complete your pond and garden experience with Aquascape path and area lights.



Lighting Options

Do not limit yourself to lighting options inside your water feature! Tie your waterfall elegantly into your nighttime scene by up-lighting surrounding trees, rocks, bushes and other key features in your landscape. The additional accents provided help create a nighttime environment that is both stylish and beautiful. Aquascape LED Garden and Pond Lighting can be installed both in and out of the water, allowing you to use the same lighting system for all of your outdoor lighting.



Decorative Add-Ons

Aquascape also offers other decorative elements to enhance your water feature. The Faux Oak Stump Cover is perfect for hiding electrical components, while our Faux Driftwood is ideal for concealing the spillway opening or adding a decorative element.



Faux Oak Stump Cover



Faux Driftwood

Frequently Asked Questions

Following are four frequently asked questions with answers provided by Aquascape Experts. If you have additional questions, please visit support.aquascapeinc.com or call us at (866) 877-6637 (US) or (866) 877-3426 (CAN). We are happy to help you with any questions or concerns.

Should I run my pump 24/7?

Yes, it is highly recommended that you run your waterfall pump 24 hours each day. This optimizes the health of your new water feature. Keeping your pump running constantly maximizes oxygen levels, maintains proper filtration, and supports aerobic bacteria. Each of these factors is crucial to the health of your ecosystem. One of the reasons new water feature owners are hesitant to run their pumps 24/7 is because they are concerned about the costs associated with constant recirculation. Fortunately, Aquascape pumps are very energy efficient, allowing you to run your pumps constantly.

Is there a warranty on the components?


Aquascape water gardening products carry some of the best warranties in the industry, and many of the products included in your waterfall kit do have warranties. Our pumps have warranties that last from two to three years after the purchase of the kit. For more information about warranties associated with Aquascape products, refer to your instruction manual or visit aquascapeinc.com.

Can I run my waterfall year-round?

Running your pump consistently helps to maximize the health of your waterfall, keeping it cleaner throughout the year. Also, the ice formations that develop over your waterfall are extremely beautiful. If you intend to run the feature through a freezing winter, we recommend checking the feature to eliminate any ice damming in more shallow areas of the waterfall.

How often should I add water?

You may need to top off your waterfall a couple of times throughout the season, depending on several factors. Evaporation and splash are the two largest contributors to water loss. During the summer months, evaporation is at its highest. Monitor your waterfall's water level using the inspection cap on the top of the Pondless Waterfall Vault. If the water level appears low, simply use a garden hose to top off the basin.



YOUR PARADISE. OUR PASSION.®

Your paradise is truly our passion, and we're committed to making your water gardening experience enjoyable and stress-free. By choosing Aquascapes, you can be sure you made the right decision.

The products included in your new waterfall kit carry some of the best warranties in the industry, and our helpful customer care department is prepared to assist and answer any potential questions you may have.

Rest easy knowing that we are the only water feature product manufacturer actually using and installing our products on a daily basis.