



On Tricker's Pond™

William Tricker, Inc.®


America's Oldest Water Garden est 1892

Listed in the National Registry of Historic Places, U.S. Department of the Interior, National Park Service

www.Tricker.com
Issue XII

Spring 2006 Water Garden Newsletter

Welcome to
William Tricker, Inc.®
"On Tricker's Pond Newsletter"



William Tricker
Founder of William
Tricker, Inc.®

Welcome to "On Tricker's Pond" Newsletter. The season is rapidly coming upon us and we look forward to serving you this year. We at Tricker's thank you for your orders and continued support in our products.



The William Tricker company has a proud history. In the early 1890s an individual by the name of William Tricker (1852-1916) began to hybridize water lilies in the United States. He is known as the originator of commercial water lily culture in the United States and founder of the current William Tricker, Inc.®. He tried to improve the shape, hardness and colors of water lilies and succeeded in producing some of the finest in existence today. William Tricker established an aquatic company and continued to develop the finest of water lilies and aquatic plants today. In 1927 the company was formally incorporated in Ohio and proudly retained his historic name, William Tricker, Inc.®. We hope that you were able to grow some of the fine Tricker varieties last year. Another year is rapidly approaching and again you have the opportunity to witness the beauty in your own water garden pool.



William Tricker, Inc. is proudly listed in the National Register of Historic Places, U.S. Department of the Interior, National Park Service.

Copyright© 2006 by William Tricker, Inc.® All rights reserved. No part of this newsletter may be reproduced in any form or by any means without the written consent from William Tricker, Inc.®



Did You Know? 300 million years ago dragonflies had the wingspan of a hawk and mayflies had the wingspan of a robin! Could our atmospheric oxygen level today which is about 21% support such large flying insects? No, 300 million years ago scientist theorize that the oxygen level was at a peak of about 35%!

Over 80 Years later, A Return of an Old Friend!



It was a great surprise last summer when Elizabeth Gowling returned to Tricker's to have her photograph taken where her sister and brother posed over 80 years ago. In the photograph is Elizabeth with the original picture taken in the 1920s that was used in Tricker's 1928 mail order catalog. Interestingly, as fate would have it, during her visit to Tricker's a child playmate just happened to show up, and this made another most unusual reunion. They had not seen each other for over 70 years!


Elizabeth's father Arthur came from England in the early 1920s to work at Tricker's. They lived in a house within walking distance from Tricker's. Elizabeth, her brother Joseph and sister Ellen would play at Tricker's. Elizabeth says "***It was full of neat things; ponds, flowers, dragonflies, frogs, etc. What child wouldn't enjoy such a place to play?***" On an eventful day a photograph was taken of them sitting on the spectacular **Victoria** plant in Tricker's greenhouse. She is holding the original photograph in the picture. The book *Tricker's 1101 Water Gardening Questions and Answers* has the same photograph of the children sitting on the pads. For those that have the book see page 118.

"I put the photograph of the children sitting on the pads of the spectacular Victoria water lily in the book", says Richard Lee, author and owner of William Tricker, Inc.®, "to show a most unusual photograph that was taken here in the 1920s. I was aware of the family names and gave credit to them in the book, but I never thought I would be able to meet a member of the Gowling family. It was a very special day!"

Thank you Elizabeth, to you and your family for being a part of Tricker's grand history! Your memories have been encapsulated in a photograph that has endured for decades!



Elizabeth Gowling holding the original photograph with her sister and brother on the pads of the **Victoria**.



Photograph from Tricker's 1928 catalog showing children of the Gowling family on the pads of the spectacular **Victoria** water lily in Tricker's greenhouses.

Special Sick Fish, Need Special Care



Special Treating Sick Fish: Tricker's has sold aquarium supplies in the mail and from our store since 1919. In fact, Tricker's once manufactured aquarium tanks in the 1920s with slate bottoms. For those that are able to visit our local store, there is a 1920s style aquarium tank (approximately 80 gallons) with slate bottom and special holders for candles on the bottom for needed heat cemented into our showroom floor. It was cemented into the floor when the store was built to make the aquarium level, thus has lasted all these years and we can witness the craftsmanship of making aquariums in the 1920s.

Many fish experts recommend removing a very sick fish from the pond to give a "bath" that contains special treatments. Bath treatments typically use antibiotics and other special chemicals for a short duration of time. The main advantages of bath treatment is that the correct dosages of treatments can be used with higher concentrations and you do not upset the ecological balance of your pond, such as the possibility of killing the good bacteria in the water garden pool.

In our catalog this year Tricker's offers such a bath treatment in a special hospital aquarium. The hospital aquarium includes the very important filtration system that is often forgot when individuals give "bath" treatments for fish. Also included is an illuminated hood to see the progress of the fish. Tricker's offers the common antibiotic remedies with a superb product called "Life Bearer" that treats gill flukes, fish lice, anchor worm, and leeches.

STATELY WATER GARDENS

Formal Water Garden Pools of Yesterday, Can We Make Them Today?

by Richard Lee



Water gardens often give the appearance of permanence and elegance. The two above photographs are from Robert Sawyer's 1928 book. Robert Sawyer was an author, wrote articles, both technical and for garden magazines, and was a hybridizer at William Tricker, Inc.®. He has left us many splendid "first of a kind" water lily hybrids that are still admired today!

Formal Water Garden Pools have adorned our yards for decades and for decades we have derived great beauty and satisfaction. There was a time when we strived for the "perfect" garden design only to sit on a special bench and admire our creation.

When I am asked to give a lecture on water gardening I sincerely cannot leave out the great history of water gardens. At Tricker's we have received many photographs of water garden pools and I have visited many here in the United States and abroad. They are all beautiful and spectacular! When asked of my favorite water garden pool design, I am again drawn to the water garden pools of yesterday. I have been most fortunate to have spoken with the "old timers" that described an era that we once had time to ponder the miracles of nature. If you look at the three photographs, you can almost imagine sitting on the special benches and admiring the spectacular view. It was special, it was serene and beautiful.



The above Water Garden Pool is from Tricker's 1928 Mail Order Water Garden Catalog. Note the bench and water statues located at each end of the water garden pool.

Years ago, cut water lily flowers often adorned the supper table with their fragrance and beauty. The water gardener was proud to show off water lilies that came from their own special water garden pool. These centerpieces were selected from the many true hybrid water lily varieties for their beauty and aromas. Tropical water lilies can make very large flowers with strong, attractive aromas that will permeate the entire dining room! What more could you ask for in a beautifully unusual table setting?

You can still create the water gardens of yesteryear with Tricker's hybrids from 100-year old stock to provide you the "true" water lily flowers that also adorned these wonderful water garden pools. Read all about Tricker's lilies to become familiar with each hybrid's special characteristics. After your water garden comes to life, relax on your private bench while the serenity and charm of your creation takes you back in time when we truly had more time to ponder the beauty of nature!

Heirloom Statues are Here!



Tricker's now has bronze statues that will become heirlooms in any water garden pool. With little effort they will make a wonderful fountain display in any water garden pool. Our catalog offers these wonderful statues at our store and can be ordered in the mail or on-line.

Tricker's this year has teamed up with a company called **Gardécór™**, an upscale company that offers garden furniture, and other garden décor to surround your water garden pool. There is **NO** excuse not to have a bronze or brass

statue of your choice to beautify your water garden! Gardécór™ can be accessed through our web site www.TRICKER.com. Relax by your beautifully lasting water garden.

Dwarf Bamboo: Very Hardy



Dwarf Bamboo

The first thought of a tropical garden is a bamboo. However, the aquatic *Dwarf Bamboo* is hardy and can survive the harsh winters here in Cleveland, Ohio! William Tricker's 1927 catalog writes "There seems to be something very fascinating about oriental things and the *Bamboo* is no exception to the rule." Since it is a dwarf variety, it does not

typically grow higher than about two feet tall. The aquatic plant makes a wonderful array of bamboo-like leaves and stems as it spreads in the planting crate.

Planting Notes: Does well in only an inch or so of water above the crown. Feed with *Trico* fertilizer pellets every other week for great growth.

Spiral Palm



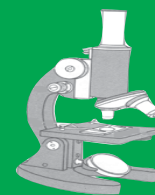
Spiral Palm

The *Spiral Palm* is an aquatic plant that rivals the more popular *Umbrella Palm*. It remains rather compact and produces attractive stems with small flower heads. The plant originated from Brazil and has been grown in Tricker customer ponds for over 70 years! It was introduced as a "*Brazilian Oddity*". If you want an unique and very attractive plant, then try the *Spiral Palm* this year. If you have grown the *Umbrella Palm*, you certainly will enjoy the beauty of the *Spiral Palm*.

Planting Tips: Plant in a crate with only a few inches of water over the crown. Feed *Trico* regularly and watch the beautiful growth. The growth will be rapid if given a lot of sunshine!

Healthy and Clear Ponds

Reminder: Do not forget to use a bacterial additive, *Ultraclear*, in the spring to get your pond off to a great start this



year. Also, make sure to use the extra strength "*Sludge Digester*" to rid the build up of sludge over the winter. Both of these additives are compatible when used together and we recommend using together! They are necessary in starting your "*Nitrogen Cycle*" that is so important in keeping healthy and clear water! See Coupon page 4

A William Tricker Water Garden Invoice from 1895

What Aquatics are Listed?

Last year we received an unusual request from a horticultural intern working at the famous Biltmore Estates located in Asheville, NC. He was working on a potential restoration project involving the large water garden pools on the estate. During his project, he shared with us an 1895 William Tricker Water Garden Invoice from the estate and requested help in identifying the aquatic varieties that existed at that time. The estate was built by George Vanderbilt in 1895 and has become a wonderful vacation spot to visit. The concrete ponds are extraordinary!



Water Poppy as shown here from Tricker's 1897 book *The Water Garden* was selected to grow in the water garden pools of the Biltmore Estate in 1895!

The William Tricker invoice, dated June 12, 1895, revealed a wonderful array of aquatic plants to fill the large concrete pools on the estate. Cross referencing with our collection of old Tricker catalogs of the early 1890s shows some of the lost scientific names on the invoice but can be translated into the common scientific names of today.

Most of the aquatic plants that were listed on the Tricker 1895 invoice can still be found in the 2006 Tricker Water Garden Catalog. Following are just some of the listed varieties of aquatic plants with page numbers in the 2006 Tricker catalog which will allow you to read the detailed descriptions. Of over the 30 hybrid water lilies listed are the spectacular *Victoria* water lily with pads that grow 6 feet across (Tricker catalog page 17) and the unusual *Euryale ferox* (page 17). Tricker hybrids included some of his wonderful night blooming tropicals i.e. *N. Delicatissima* (page 16) and an 1884 old favorite *N. Sturtevant*. Many Marliac water lily hybrids were included such as one of the most beautiful yellow flowered *N. Chromatella* (page 24), the superb pink flowered *N. Marliac Rose* (page 23) and perhaps one of Marliac's most unusual "pygmy" yellow flowered *N. Yellow Pygmy* (page 24). Included were *Lotus* (page 26), the attractive and delicate *Snowflakes* (page 36), and one of Tricker's favorite, the *Water Poppy* (page 33). Other aquatics selected were the bog plants *Umbrella Palm* (page 32), and the most aromatic *Water Hawthorn* (page 32), the very fragrant oxygenators *Cabomba* (page 38), and the list goes on.

We sincerely hope that our help with identifying the aquatic plants on the 1895 Tricker invoice was valuable and may contribute to a possible future restoration of the wonderful historic concrete pools at the Biltmore Estates.

Aquatic Water Poppies

A Favorite of William Tricker



The **Water Poppy** (*Hydrocleys nymphoides*) is one of the most admired plants in the water garden pool. The warmth and color of the summer sun has been captured in the yellow flowers of the water poppy. Although it has only three petals per flower it will

brighten up the water garden as a patch of marigolds brighten up a hosta bed. Deep green leaves grow in abundance to frame the flowers to perfection. Numerous flowers will bloom from mid summer on till frost.

The water poppy likes full sun and will not bloom well if placed in the shade. Give her the prime spot in the water garden and you will surely be delighted.

Planting: Plant the water poppy using rich top soil and place in shallow water up to 6 to 8 inches and add **Praefecta** fertilizer. Do not submerge the shorter plants, but gradually lower them to the correct depth in the water as they rapidly grow. Remember to fertilize them during the growing season with the **Trico** fertilizer tablets and this will assure blooms throughout the growing season.

Standing Orders of Daphnia and Duckweed



You already have discovered the benefits of continual feeding fish with live fish foods: *Daphnia* and *Duckweed*. The hassle was trying to maintain this diet on a routine basis. Then try signing up for "standing orders" of live fish food. *Standing orders* are orders of *Daphnia* or *Duckweed* or both that are routinely (every week or every other week) scheduled to be sent directly to you and, most importantly, your fish! Read about *standing orders* in Tricker's catalog this year and sign up for a routine schedule of feeding live fish food.



Filter Material: Buy Bulk and Save Money



Why pay more for your filter material for your biological or mechanical filters? Tricker's offers 3 grades of filter material that are superb for biological and mechanical filters of almost any size! Just measure your filter material and cut Tricker's bulk filter material into any size or shape: circles, rectangles, cubes, or just any shape! Why pay more ..buy in bulk...it's that SIMPLE!! (page 54 Tricker Catalog)

Pressure or Non-Pressure Filter - Which to Choose?

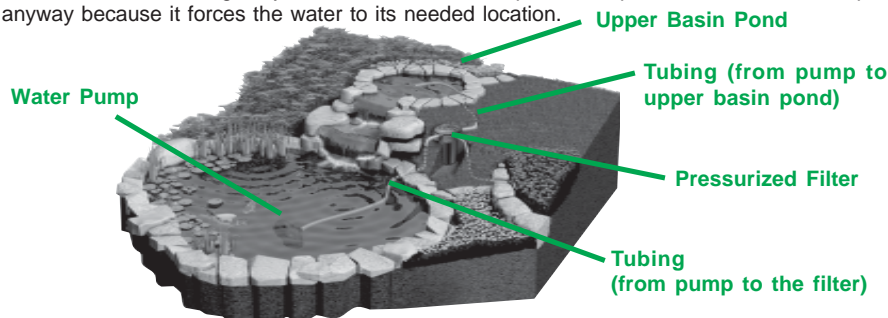
As we get more creative with water garden pools, we require better products that accomplish certain goals. However, with all the many products out there for water garden pools the choice often becomes clouded with "what do I really need?"

If you require a filter, then the question now becomes which one do I need? A pressurized filter or a non-pressurized filter.

1. **Non-Pressurized Filter:** This filter operates by placing on the shore of the water garden pool, and pumping water from the pool into the filter. The water is pumped into the top of the filter where it flows down over filtering media and *gravity* returns the water into the garden pool. Simple and straight forward! Water is pumped into the filter and exits via gravity into the pool. This filter must be placed above the level of where the water is to be returned to the garden pool. This can sometimes become a problem with naturalizing the area to hide the filter from view.

2. **Pressurized Filter:** This filter is considered an "in-line" filter and can be placed any level of the water garden pool. This filter works by pressurizing the water that is pumped into it and forcing it out through the outlet. Tubing is placed on the outlet of this filter which makes it easy to create a waterfall or water feature. It can be placed above ground or buried underground to hide the unit.

Both types of filters are equally beneficial and effective for filtering water. The important difference is the replacement of the filtering unit. The non-pressurized filter must be placed above the water level so that gravity reruns the water to the pool. The pressurized filter can be placed anyway because it forces the water to its needed location.




Note in the drawing that the pressurized filter is located below the upper basin pond with waterfall. Also, it can be buried into the ground and still function. The water pumps from the bottom basin into the pressurized filter, up to the higher basin, down the waterfall and returning to the lower basin with the pump.

2006 On Tricker's Pond Mail Order Specials

The following coupon specials are used in conjunction with the 2006 William Tricker Catalog which will be mailed the beginning of February. All coupon specials expire May 1, 2006. **Place your reserved Spring plant order EARLY and include these Special Offers.** Shipping and handling charges will be added to the invoice. Note: *Ultra Clear/Sludge Digester* will be sent ASAP while plant orders are currently being scheduled for Spring shipments.

- 1. Mail/Store:** *Mail:* Attach the appropriate coupons to your Tricker order blank. *Store:* Bring the appropriate coupons into the store.
- 2. Internet On-Line (www.TRICKER.com)** During checkout put the code **20060501** in the box for any or all special coupons.
- 3. Telephone:** (1-800-524-3492) When placing your order by telephone state that you are ordering from the **On Tricker's Pond Specials** Newsletter and request the use of the coupons.



Water Poppy
20% OFF

A wonderful flowering plant that adds a special beauty to any water garden pool!

Coupon expires May 1, 2006

Page 33: Tricker's Catalog
William Tricker, Inc.® 1-800-524-3492



Spiral Palm
A Brazilian Oddity!


20% OFF

Page 32 Tricker's Catalog
William Tricker, Inc.® 1-800-524-3492
Coupon Expires May 1, 2006

Daphnia An excellent treat for ANY fish! Begin this spring by giving your FISH a wonderful nutritious treat of LIVE Daphnia. Page 61 Tricker Catalog




20% OFF
Single Orders (not standing orders)
Coupon expires May 1, 2006



Dwarf Bamboo
Add an Oriental Look to your Water Garden!
Page 30 Tricker's Catalog

20% OFF

William Tricker, Inc.® 1-800-524-3492
Coupon Expires May 1, 2006



Ultra Clear™
The "Good Bacteria" purifies the water, restores clarity, and removes organic matter. Add routinely to your water garden pool.

Sludge Digester

Put that special blend of professional strength of "good" bacteria to work on your sludge.

\$1.00 OFF each!

Ultra Clear and Sludge Digester are compatible

William Tricker, Inc.® 1-800-524-3492
Expires May 1, 2006
Page 64 Catalog



William Tricker, Inc.®

7125 Tanglewood Drive
Independence, Ohio 44131
1-800-524-3492
www.Tricker.com

Bulk Rate
U.S. Postage
PAID
Cleveland, OH
Permit No. 401



Please Deliver to Current Resident